



Automatic Towing Hitch With safety sensor as an option

Now even better

The proven series has been comprehensively optimised:

- Complete coupling body and bearing forged
- Improved height adjustment: smoother operation due to use of sliding blocks
- Improved geometry of the opening lever
- Max. D-value of 120 kN through all height adjustments
- For height adjustments up to 390 mm
- Remote control is standard

Now even safer

A safety sensor is now available:

- Clear indication of locking status via a display in the driver's cab
- No damage to coupling pin or vehicle due to premature moving
- Wireless signal transmission – no cables required

RO★855 cylindrical coupling pin

RO★865 ball-shaped coupling pin



Safety sensor



Display

RO★855 / 865

RO★855

Technical Specifications

- Automatic towing hitch with lift bearing
- **Cylindrical coupling pin:** \varnothing 30,6 mm
- Ready for mechanical remote control
- Equipped for safety sensor
- All hitches are ABG and EG homologated

Order No.	Order No. incl. safety sensor	Track width (Sw) (mm)	S (t)	D (kN)
855 D 1030*	855 D 10D0*	310	2	120
855 D 1230*	855 D 12D0*	312	2	84.3
855 D 2330*	855 D 23D0*	323	2	120
855 D 3030*	855 D 30D0*	330	2	120
855 D 3630*	855 D 36D0*	336	2	120
855 D 9030*	855 D 90D0*	390	2	98.1
855 F 3030* ¹	855 F 30D0* ¹	330	2	120
855 F 1530* ¹	855 F 15D0* ¹	315	2	120

¹ For CBM original drawbar bracket

* Technical status

RO★865

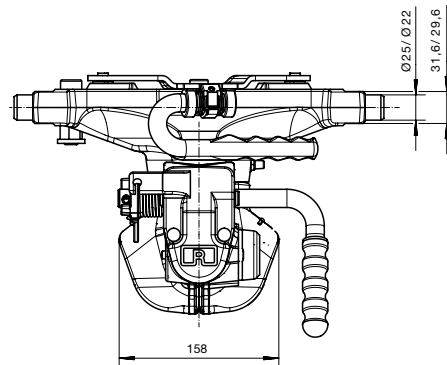
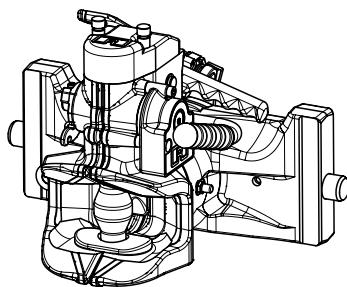
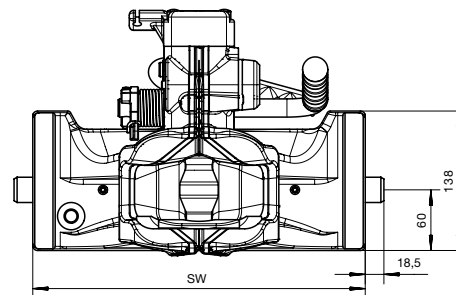
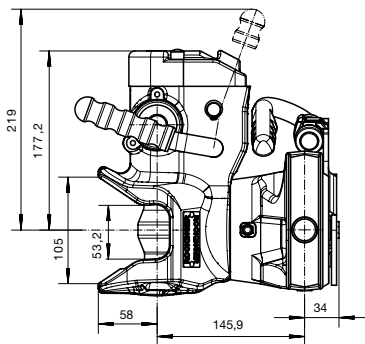
Technical Specifications

- Automatic towing hitch with lift bearing
- **Ball-shaped coupling pin:** \varnothing 38 mm
- Ready for mechanical remote control
- Equipped for safety sensor
- All hitches are ABG and EG homologated

Order No.	Order No. incl. safety sensor	Track width (Sw) (mm)	S (t)	D (kN)
865 D 1030*	865 D 10D0*	310	2	120
865 D 1230*	865 D 12D0*	312	2	84.3
865 D 2330*	865 D 23D0*	323	2	120
865 D 3030*	865 D 30D0*	330	2	120
865 D 3630*	865 D 36D0*	336	2	120
865 D 9030*	865 D 90D0*	390	2	98.1
865 F 3030* ¹	865 F 30D0* ¹	330	2	120
865 F 1530* ¹	865 F 15D0* ¹	315	2	120

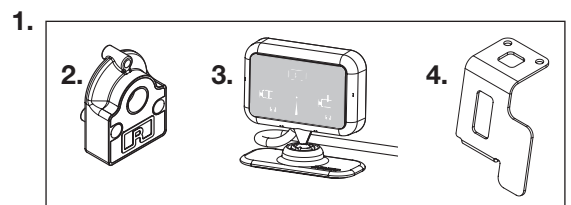
¹ For CBM original drawbar bracket

* Technical status



Safety sensor exclusively for RO★855/RO★865

Item	Order No.	Description
1	ROE 75 L 160	Complete retrofit kit
2	ROE 75 L 161	Safety sensor
3	ROE 75 L 167	Display
4	ROE 75 L 162	Impact protection and mounting parts



Member of **JOST**-World

JOST, Germany Tel. +49 6102 295-0, jost-sales@jost-world.com, www.jost-world.com